

Cornell Law School
NY Tech Courses Midterms and Final Exam Instructions

You are using the Extegrity (Exam4) website for a take-home exam. The Law School uses the Extegrity online take-home application to provide your take-home exam questions to you.

The exam will be available beginning at 9:00 am Eastern (Ithaca time) on May XX. The exam must be completed and uploaded using Exam4 website within the professor's designated number of hours and noted on the exam. The exam **MUST** be uploaded no later than 2:00 pm Eastern (Ithaca time) on May XX. A failure to satisfy this requirement will result in a student's exam not being accepted. If you have any questions regarding this process, don't hesitate to contact law.registrar@cornell.edu BEFORE the exam period begins.

You DO NOT

- use Exam4 software for your exam answers
- open the Exam4 application for your take-home exams
- need to be at the law school to download the questions or upload your answer file provided you have internet access at home

You WILL

- be taking the examination under the provisions of the [Law School Code of Academic Integrity \(Honor Code\)](#). It is a violation of the Honor Code for any student to contact a teacher about an exam after the exam has begun or at any time until grades are final. If you suspect a violation of the honor code, you are to report the violation to the Associate Dean for Academic Affairs in writing at the conclusion of the examination. Any problems or issues should be addressed in writing to the Registrar.
- **use your Exam ID # assigned to your course final exam in your “My Information,”** https://www.lawschool.cornell.edu/registrar/my_info.cfm under “My Exam Information.”
 - Sign off on the Honor Code Attestation.
 - **Do not include your name or Net ID anywhere on the exam answer.**
- **access your take-home exam questions** by going to the Exam4 website (<https://www.exam4.com/org/718>).
- select your exam questions at the “Available Take-Home Exams” list under remote exams available.
- **use your word processing program** to type your answers; please label each question; Question 1, Question 2, Question 3, etc.
- be able to access any course materials and notes you have created that are printed or saved onto your computer
- **include your Exam ID #** only on every page of your exam answer (in the header).
- use this format for a **filename for answer file that is uploaded** so we can identify your file once it is uploaded
 - semester, the course title, instructor name, your exam ID (**S22 Internet Law Security and Privacy – Grimm examid#**)

What to do if you have problems while working on your take-home exams
Weekdays, 8:00 a.m.-4:30 p.m.

If you have problems with your laptop or the Exam4 site while working on your exam, please call the Registrar's Office at 607-255-5837.

After 4:30 on weekdays or weekends:

Please leave a message for the Registrar at 607-255-5837 or send an email to law.registrar@cornell.edu
The Registrar will get back to you as soon as possible.

Remember: Do NOT contact the instructor.

Good Luck,

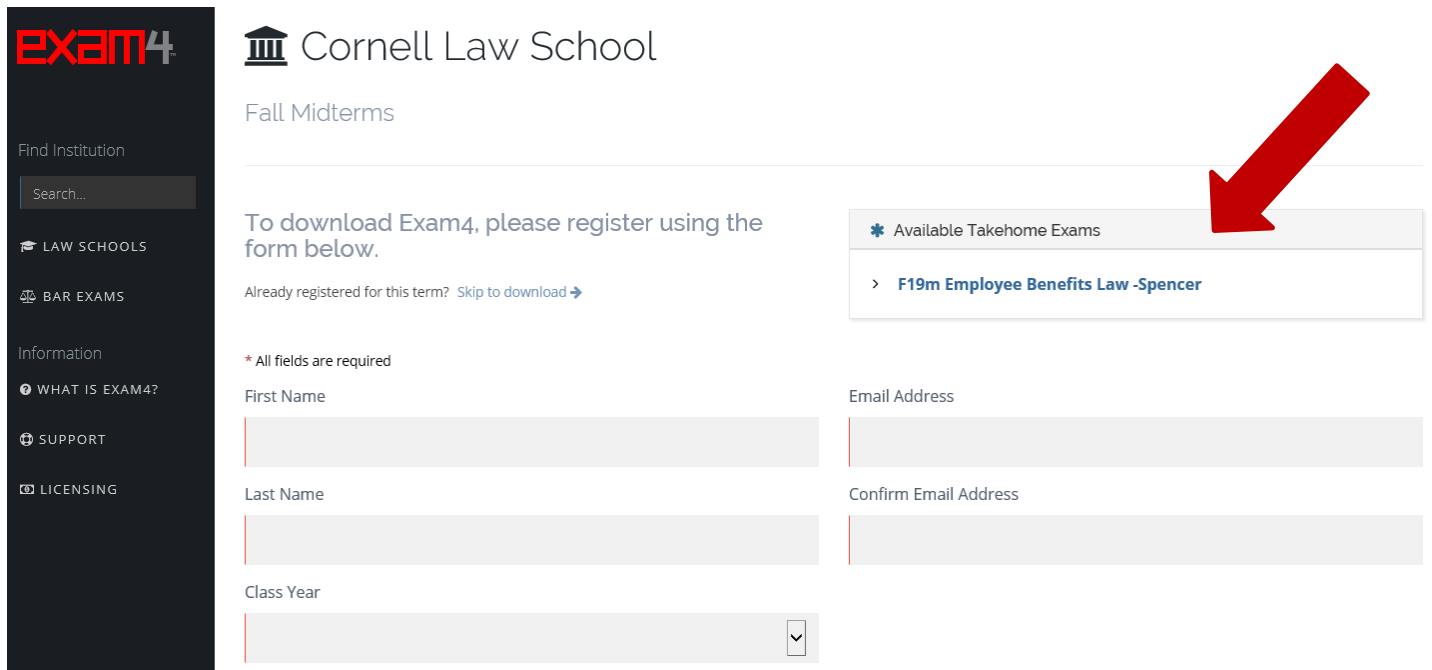
The following pages show what you will see online when you use the Extegrity/Exam4 website for your take-home exam.

Exam4 take-home exam download window

You will access your exam questions by going to the Exam4 website (<https://www.exam4.com/org/718>).

The list of take-home exams available at the Exam4 site will appear at the top of the page under the “Available Take-Home Exams” list. Click on the exam you are taking.

The following slides are examples only.



exam4

Find Institution

Search...

LAW SCHOOLS

BAR EXAMS

Information

WHAT IS EXAM4?

SUPPORT

LICENSING

Cornell Law School

Fall Midterms

To download Exam4, please register using the form below.

Already registered for this term? [Skip to download](#) →

* All fields are required

First Name

Last Name

Class Year

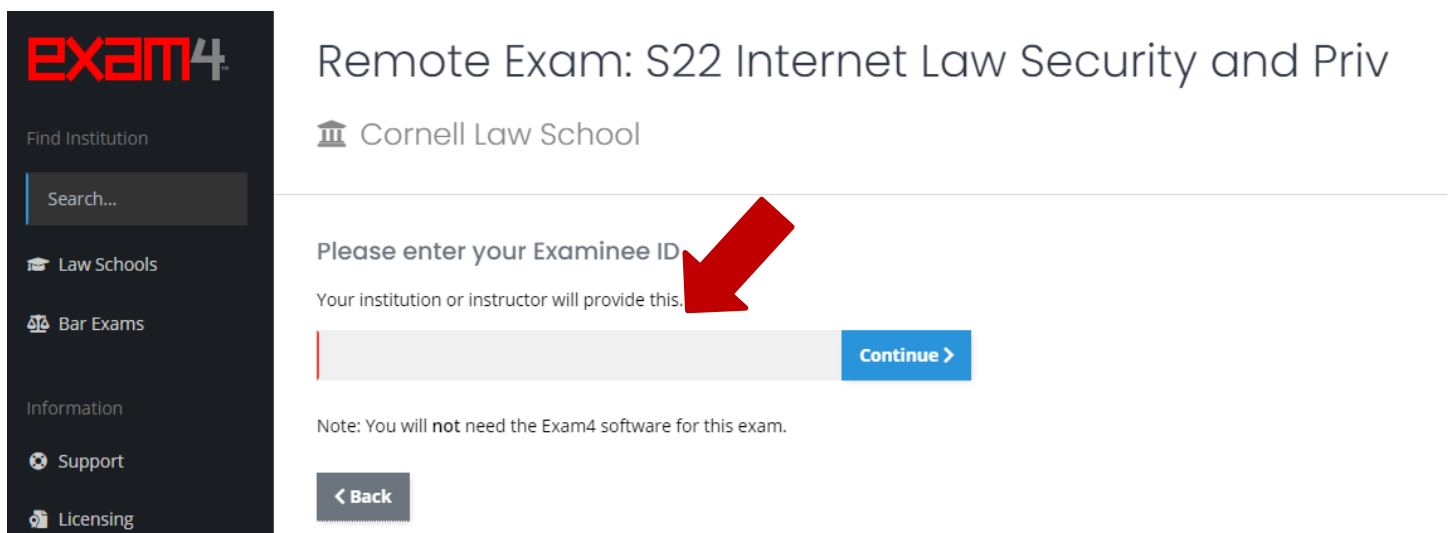
Email Address

Confirm Email Address

Available Takehome Exams

> F19m Employee Benefits Law -Spencer

Then you will enter your Examinee ID #, which will be your Exam ID.



exam4

Find Institution

Search...

Law Schools

Bar Exams

Information

Support

Licensing

Remote Exam: S22 Internet Law Security and Priv

Cornell Law School

Please enter your Examinee ID

Your institution or instructor will provide this.

Continue >

Note: You will not need the Exam4 software for this exam.

< Back

You will come to the course's homepage **for the exam you are taking**. It states that you have **X- hours** to complete the exam; you will need to upload your answers by the end date and time. This date will change depending on when you downloaded the exam. If your course is NOT timed, you will not see this step.

exam4

Find Institution

Search...

Law Schools

Bar Exams

Information

Support

Licensing

Remote Exam: S22 Internet Law Security and Priv

Cornell Law School

Confirm Start

Once you begin, you will have **3 hours** to submit your answer.

Answers will be counted as late after **Tuesday, March 8 at 4:01 PM**.

[< Cancel / Go Back](#) [Start Exam >](#)

Heads up! You're using the exam's test ID, which means you're able to view the exam question even though the exam isn't open yet.

Other examinee IDs won't be able to proceed until Wednesday, March 9 9:00 AM .

Hit “Start Exam” This is where you will download and upload your exam. **Download the course’s final exam.** Now you can start working on your exam.

exam4

Find Institution

Search...

Law Schools

Bar Exams

Information

Support

Licensing

Remote Exam: S22 Internet Law Security and Priv

Cornell Law School

Remote Exam Question & Instructions

The take-home exam for LAW 6568: Internet Law, Security and Privacy must be uploaded by 11:59 pm on March 16th.

Your instructor has attached this file:

[LAW_6568_Internet_Law_Security_and_Privacy_Midterm_Exam.pdf](#)

Due date

Wednesday, March 16 at 11:59 PM

We recorded that your exam began on Tuesday, March 8 at 12:55 PM

Submit your answer

Your instructor would like you to submit your answer as a document. (pdf, rtf, doc, docx)

Choose file

[Choose File](#) No file chosen

[Submit Answer](#)

Upload an exam answer – DUE: No later than May XX at 2 pm (Closes promptly at 2 pm – DO NOT wait until 2 pm to submit). Please remember to use the date mentioned above as it's a timed exam from when you download the exam.

When you are done with the exam and have saved it with the proper filename format:

- o Semester, the course title, instructor name your exam ID# ((S22 Internet Law Security and Privacy – Grimm *examid*)

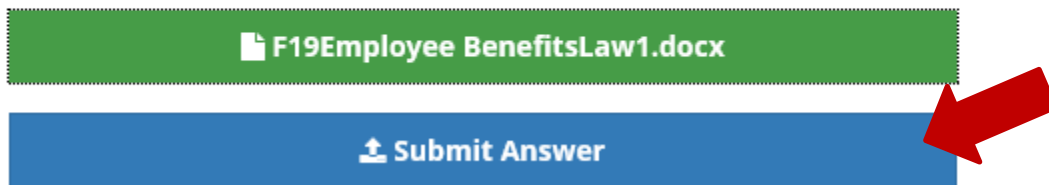
Go back to the Exam4 website click on the link for the exam you are taking.

1. Then click on the “Browse” button to locate the file you have saved on your laptop.
2. Then click on “Submit Answer.”

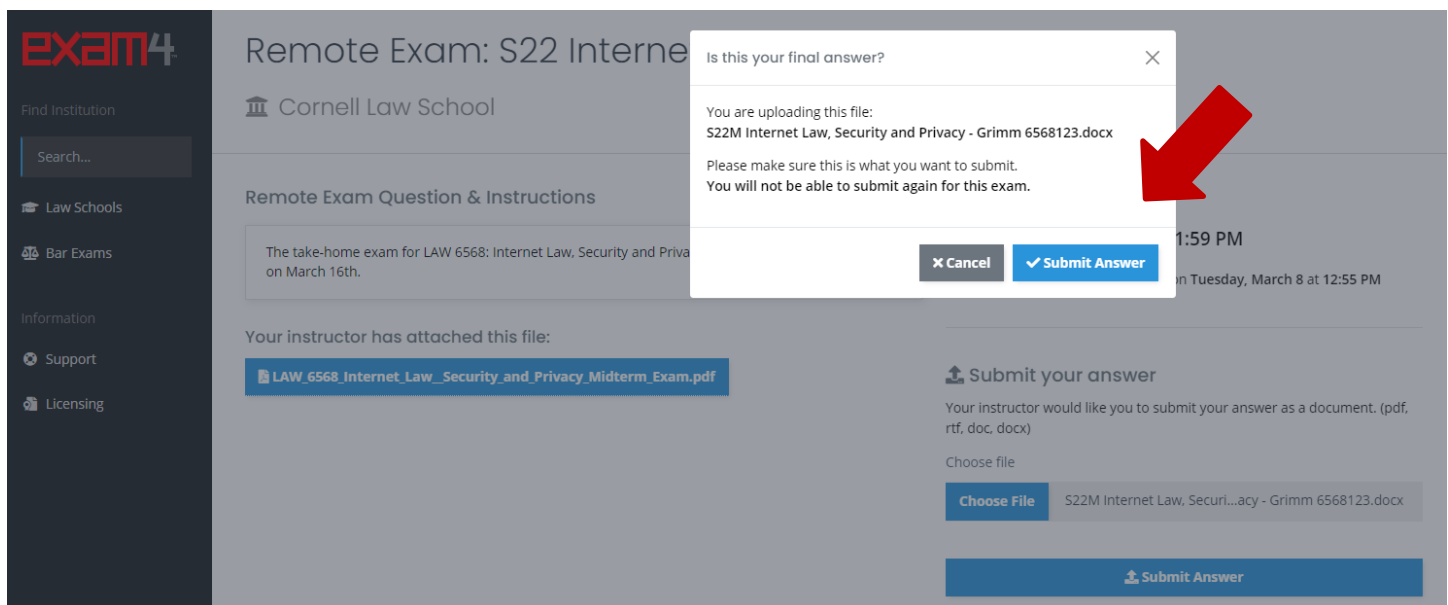
You must submit your exam answer file immediately after finishing your take-home exam. Choose your saved document. Then hit “Submit Answer.”

Submit Your Answer

Your instructor would like you to submit your answer as a document. (pdf, rtf, doc, docx)

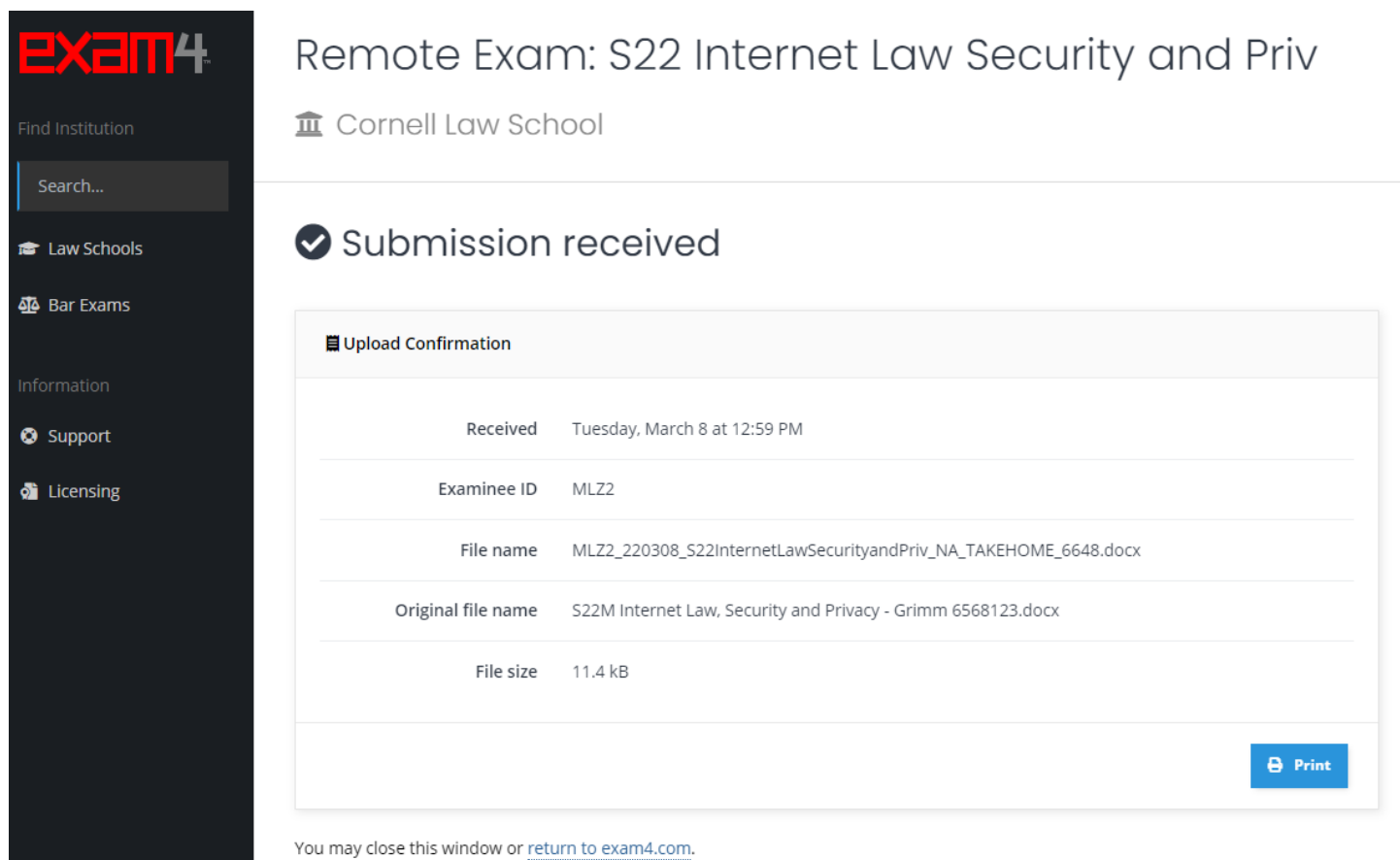


Once you are sure, you grabbed the correct file, hit “Submit Answer” again.



Confirmation of successful upload

If your file uploads correctly, you should see this confirmation window.



The screenshot shows the exam4 interface. On the left is a dark sidebar with the 'exam4' logo and navigation links: 'Find Institution' (with a search bar), 'Law Schools', 'Bar Exams', 'Information', 'Support', and 'Licensing'. The main content area displays 'Remote Exam: S22 Internet Law Security and Priv' and 'Cornell Law School'. A large green checkmark icon is followed by the text 'Submission received'. Below this is a white box titled 'Upload Confirmation' containing a table of submission details. At the bottom right of the box is a blue 'Print' button. Below the box, a message reads: 'You may close this window or [return to exam4.com](#).'

Upload Confirmation	
Received	Tuesday, March 8 at 12:59 PM
Examinee ID	MLZ2
File name	MLZ2_220308_S22InternetLawSecurityandPriv_NA_TAKEHOME_6648.docx
Original file name	S22M Internet Law, Security and Privacy - Grimm 6568123.docx
File size	11.4 kB

[Print](#)

You may close this window or [return to exam4.com](#).

If you have any problems uploading your exam file, don't hesitate to get in touch with the Registrar's Office immediately (607-255-5837) or law.registrar@cornell.edu. **Do not contact the instructor!**